

November 15, 2012

Talk Nerdy to Me



West Virginia TIS Group

Volume 1, Issue 7

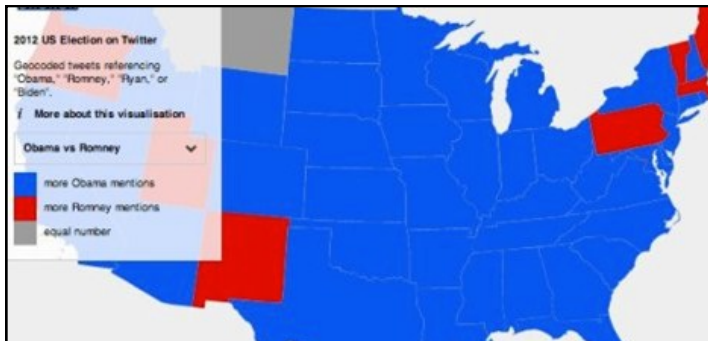

Presidential Election and Social Media

In today's world social media has infiltrated every aspect of our lives. According to Bianca Bosker of The Huffington Post, "The "social media election" turned into the "anti-social election day," with some users tuning out of social sites to avoid a barrage of "#nothinbutannoyingposts" from "misinformed political 'experts.'"

On the day of the election the map shown here from the Oxford Internet Institute predicted President Obama would win the election since, "the current U.S. commander-in-chief was mentioned more frequently than Mitt Romney on Twitter"

The map is a product of Graham, Adham Tamer, Ning Wang and Scott Hale. Between Oct. 1 and Nov. 1, the team analyzed 30 million geocoded tweets that mentioned either Romney or Obama.

Fox News reported, "The presidential election became the most tweeted event ever



in the history of the social media site [Twitter](#). There were an astonishing "31 million tweets sent."



President Obama himself set a Twitter record of his own when his "4 more years tweet," which included a picture of him hugging wife Michelle, broke the record set by Justin Bieber for the most re-tweeted tweet of all time.

Of course you don't have to ditch Twitter entirely to avoid political tweets. Google Chrome extension [Proxlet](#) will "fight Twitter noise" by hiding any tweets that contain the term(s) of your choice -- "election day," "Romney," "Obama," and so forth -- as will [Slipstream](#) and [Tweet-](#)

[mute](#), which lets you silence specific users. To build a blacklist if you use other browsers, try [Tweetfilter](#) or [Declutter](#). To filter out tweets on-the-go, iPhone owners can try [Tweetagora](#) or [Tweetbot](#) to mute certain terms, and Android owners can use [Tweetcaster's](#) "Zip It" feature. Though [Twitter.com](#) doesn't let users block keywords or hashtags, Twitter's [Tweetdeck](#) has a global filter feature (accessible via the "Settings" tab) that hides specific users, terms or tags.

Lorita Carr

Mason County



This Issue's Publishers



Yvette Compton

Language Arts

Harrison County

ycompton@access.k12.wv.us



Gretchen Kemp

Special Education

Berkeley County

gkemp@access.k12.wv.us



Lorita Carr

Career Technical

Mason County

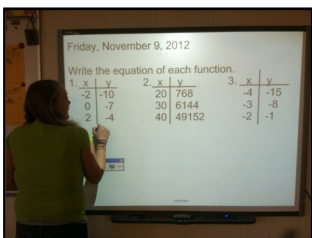
lmcarr@access.k12.wv.us

Upcoming Conferences

	<p>January 28-31, 2013 www.fetc.org</p> <p>Orange County Convention Center, Orlando, FL</p> <ul style="list-style-type: none"> • Live attendance requires a fee • Has a virtual component
	<p>June 26-29, 2013 http://www.isteconference.org/2013/</p> <p>San Antonio Conference Center, San Antonio, CA</p> <ul style="list-style-type: none"> • Live attendance requires a fee • October 1, 2012—May 1, 2013 Early Bird Registration • October 23, 2012—May 28, 2013 Housing Reservations

Electronic Whiteboards

Interactive White Boards have revolutionized the classroom, taking the old form of lecture and turning it into an audio/visual wonderland. However, some teachers have found they are still uncertain how to use this technology masterpiece in a variety of ways in the classroom.



If you own a Smartboard, the first step should be to visit SMART Exchange at <http://exchange.smarttech.com/> and browse the thousands of lesson plans specifically designed for the interactive white-

board technology. Similarly, Promethean offers Promethean Planet which can be found at <http://www.prometheanplanet.com>. Check with your board manufacture to see if they have a repository of pre-made lessons you may utilize. Many sites offer curriculum that can be used on any board. Here is a few more ideas from teachers throughout the high school setting.

1. Science – Watching labs and lab safety videos on YouTube, completing chemical equations as a class
2. Math - completing math problems together, taking quizzes (paired with the CPS Units)
3. English – Skyping with other classes/authors, correcting sentences, arrang-

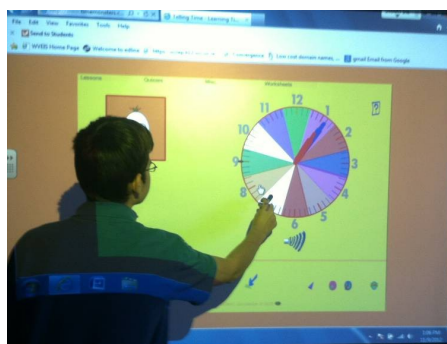
ing sentences in a paragraph, outlining, online dictionaries & thesauruses

4. History – historical videos from <http://www.teachersdiscovery.com/>, review games, Jeopardy
5. Health – Displaying heart rate monitoring chart, health videos, tests using the CPS units
6. Foreign Language – www.Quia.com games, www.colby.edu exercises,
7. MD Special Education Classes – use the flight simulator on www.googleearth.com and fly around places they are learning, www.timemonsters.com to practice telling time.

**Gretchen Kemp,
Berkeley County**

Prezi

Tired of the same old PowerPoint presentations? Are your students having troubles getting the links to work, and the students bemoan you with questions every minute? Then you should try Prezi. Prezi are a dynamic way of presenting information by adding emphasis with zooming in and out of words and images. There are no slides! You create the flow, the font, the images, the look, and the importance of all the aspects of your presentation. A Prezi is created and shared online. After watching the 3-5 minutes tutorial videos on Prezi's website students are ready to create. Prezi enables them to do "Share Editing" where students in



the same group can all edit simultaneously while on different computers, thus increasing students' time on task. Nobody has to wait his or her turn at the computer. When your students are finished, they can click "Share" to email

you the link. Once shared, students can comment on each other's Prezi and provide peer feedback. Since Prezi is an online program, students can finish working on it from their home computer. There is one downside, since Prezi is a dynamic way to present information, the creators often update the tools every year making changes to the Prezi process. No worries though, because Prezi always updates their tutorials too! While PowerPoint boxes you in, Prezi allows your students to be as creative and interesting as their ideas are.

**Gretchen Kemp,
Berkeley County**

My Favorite Apps

Here are some apps I have used in the classroom and have found them to be extremely useful and must have.

I love the Class Dojo app. This app is used to keep track of student behavior, both positive and negative. When you enter the students' names, it assigns them an avatar. You can easily keep track of how students are behaving and showing responsibility. It is also linked to your class computer, so you can display the chart if you wish. When a student earns a "hard work" or "persistence" reward for example, it will give a cheer on your computer and recognize the student. I use the end of the week total for a reward as the app gives pluses and minuses for each entry.

Educreations is an interactive whiteboard that allows you to record your explanation to your lesson. It can be projected in class with adaptor from your I pad or through an Apple TV device. You can also create an account that students can access. You can also e-mail or post your lesson on your website. This is great for students who need another explanation to homework assignments, etc. This can be used for a flipped classroom lesson. Students can view the lesson on the web at home and do the problems in class. You can add multiple pages to the lesson and add your own pictures or pictures from the Web. The best feature is that there are multiple lessons already available from other teachers that you can use for your own class.



Dropbox is my new site I cannot do without! I teach at two different schools and do a lot of work from home, so Dropbox is a must for me. There is no more need for a flash-

drive! I have taught my eighth graders to use a Dropbox account also for work they begin at school and need to complete at home. I can access lessons or Word documents that I begin at school and need to finish at home. The app allows me to access my documents on the go it is linked to my camera on my Ipad so when I take photos, they will be automatically uploaded to my Dropbox account.

Edmodo is a great app to coordinate with my website account at Edmodo. I create lessons in Edmodo and when students are completing them in class I can easily grade them on my Ipad while walking around the room interacting with the students. They love the fact that they can get immediate feedback and it is so quick and easy for me too. No papers to handle and grade this way.

Spelling Star by Top Class Apps, LLC is a great app I use for my daughter, but would be fantastic for elementary students to use to practice their spelling lists. It is so easy to add and delete a list and to record your own sentence for each word. I can create a list in as little as five minutes. It was free when I downloaded it, but it is .99 cents now.



This Cursive writing app is another app students can use in their free time to practice skills. (And don't we all have students who finish early that need something educational to do?) It is very easy and can be done with their finger, although I like the stylus for this app.

The educational app store is a great app to find educational apps. The website provides a QR code for the app's site and they are so easy to use and download this way.

These are just a few of my favorite apps so far. Hopefully I have been able to show you something new that you will be able to use to make your life easier and more organized.

Yvette Compton

Harrison County

Interesting Technology Quotes

If GM had kept up with technology like the computer industry has, we would all be driving \$25 cars that got 1000 MPG"
— Bill Gates

"It is appallingly obvious our technology has exceeded our humanity" — Albert Einstein

"Technology makes it possible for people to gain control over everything, except over technology" — John Tudor

"Many people see technology as the problem behind the so-called digital divide. Others see it as the solution. Technology is neither. It must operate in conjunction with business, economic, political and social system." — Carly Fiorina

