


Talk Nerdy To Me

Contributors



Anita Hornor



Sue McCue



Ronda Moncada



Vicky Davis Porta

Top 10 Most Common New Year's Resolutions

10. Reorganize Life
9. Be More Charitable
8. Learn Something New
7. Get Out of Debt
6. Stop Drinking
5. Enjoy Life More
4. Stop Smoking
3. Lose Weight
2. Get Fit
1. Spend Time with Loved Ones

Top 10 Most Broken New Year's Resolutions

1. Lose Weight and Get Fit
2. Quit Smoking
3. Learn Something New
4. Eat Healthier and Diet
5. Get Out of Debt and Save Money
6. Spend More Time with Family
7. Travel to New Places
8. Be Less Stressed
9. Volunteer
10. Drink Less



Apps to help you keep your New Year's resolutions

Scan this QR code to find four great weight loss apps!



Scan this QR code for great apps on how to get out of debt!




Scan this QR code for great apps on how to stop smoking!



Help for History Teachers and Others!

(Middle/High School)



<http://education-portal.com/academy/course/us-history-i.html>

The site identified above is a treasure of 86 United States history videos which are free to access by anyone with a need to communicate important historical information in a succinct and entertaining fashion. The site itself (education-portal.com) is a location for taking online courses for college credit in a variety of subjects, but there is no need to register—the videos are free for the using.

I happened to be looking for something to help my upper elementary gifted students with their understanding of the events which started the French and Indian War in the colonies when my search brought me to this site. The details included demonstrate that the videos are actually being used as college material, but they are still very appropriate for middle and high school students. Even the upper elementary gifted students were very interested and benefited from the videos.

<http://education-portal.com/academy/course/index.html>

At this location you will find courses for the following subjects: math, English, social science, history, science and business. By clicking on the course names, you will find all the videos prepared for the individual courses. Each video is about 10 minutes in length or less. This would be a great resource for secondary teachers and the variety of courses would make it useful for nearly everyone at the secondary level.

The key to any resources that are accessible to us on the internet is the time it takes to actually go to the site and see the benefit that can be derived from incorporating it into our daily teach-

Scan this QR code with your QR
Reader to access the Whiteboard
App



Successful Launch at Dunbar Middle

On Wednesday, December 5th, the Advanced Studies Class at Dunbar Middle School held a Skype session with Kennedy Space Center in Florida. The honored guest speaker was Dr. Bartoe, Research Manager for the International Space Station (ISS) at NASA. A physicist by training, Dr. Bartoe was co-investigator on two solar physics investigations aboard this mission, designated Spacelab 2, that were designed to study features of the sun's outer layers. In completing this flight, Dr. Bartoe traveled over 2.8 million miles in 126 Earth orbits and logged over 190 hours in space. The Skype session was successfully launched due to the collaborative efforts of the classroom teacher and the building TIS. When the opportunity arose, the teacher was able to focus on the curriculum connection and proper preparation of the students, knowing the technology aspect was being coordinated on her behalf behind the scenes. This is only one of the obvious benefits of having accessible and available TISs at the disposal of a willing group of educators and eager students.

For those interested in similar activities, visit <http://www.kennedyspacecenter.com> or call the following contact person -

Kaylee E. Derby
Administrator of Education Programs
Kennedy Space Center Visitor Complex
Phone: (321) 449-4209 (VC)
Phone: (321) 455-7008 (AHOF)
<http://www.kennedyspacecenter.com/>



10 Tips for Becoming a Better Writer

Suggestions from West Virginia's Professor of the Year,
Dan Hollis*

Websites to help with writing and grammar:

1. **Purdue Owl**– this site provides assistance with writing and formatting various types of written works.

<http://owl.english.purdue.edu>

2. **Edufind.com**– this site provides instruction on grammar, punctuation, and basic writing

<http://edufind.com/English>


3. **Grammarbook.com**– this site has interactive games and quizzes.

<http://grammarbook.com>


- 1) Don't begin a sentence with there is or there are.
- 2) "Write Right" Start sentences with a subject and a verb and then add detail. Avoid starting a sentence with a clause.
- 3) Put POWER in your verbs. Use action verbs instead of helping verbs. "Write tight."
- 4) Be cautious about using value added adjectives and adverbs.
- 5) Specificity is a necessity. Never write the word "things."
- 6) Nouns (subject) like verbs, so put them close together. Use fewer commas. Try to write sentences without the use of commas. This makes the sentence clearer and more straight forward.
- 7) Active voice is your best choice. Write so that the subject of a sentence does the action. Avoid using helping verbs.
- 8) Three is the magic number. Always list three items together. Write parallel.
- 9) Protect this house. Protect the English language. Be careful with word usage and pay attention to grammar. Small mistakes matter. Check your work.
- 10) Don't settle. It is wise to revise. Don't settle for first level work. Don't settle for first level creativity. Be proud of the work you produce. Don't let go of your dreams for fear of failure.

*Dan Hollis is a professor in the School of Journalism and Mass Communications at Marshall University.

Tried and True with a Twist— Online



Type in the data (words/definitions) **once** and gain access to a variety of activities shown below. Other created stacks can be searched and added to yours to create a library of cross-curricular digital flashcards. This is to use StudyStack.



STUDYBLUE

Studyblue.com provides access to digital flashcards for **FREE**. Accounts can be created as teacher and student and allows syncing with your Evernote. As is common, *there's an app for the program and according to <http://play.google.com/store/apps>, the StudyBlue “app is for serious studiers”.* You can have “access to all of your study materials all of the the time because you’ve got your digital backpack right in your pocket” as stated at <http://www.studyblue.com/mobile-flashcards-app/>.


Awesome Upstanders STANDup

Looking for all around engaging ways to integrate anti-bullying activities and opportunities? Check out www.awesomeupstanders.com. It has been tagged in the October 2012 issue

of Tech & Learning as “the first all-ages anti-bullying game”. The online game has you running through the school cafeteria gathering friends and food on the way to the scene of a bullying incident. This

could be an enrichment/enhancement component to the TechStep Cyber Safety lessons.

Cookbook Projects



Finding relevant projects for students is always a challenge. This semester I wanted to create a project that would begin in class but could continue even after seniors leave high school. In class, we have made many recipes that the students can take with them to college, basic recipes with simple ingredients.

I let the project be fairly open-ended. I love to see the creativity from my students when they are given the opportunity. Students used Web 2.0 tools, presentation and formatting tools to complete the projects. Check out some of the tools that made these projects a huge success. A surprise outcome of the project was the family connection, when students worked closely with moms and grandmothers on their projects.

www.myfamilycookbookproject.com

www.ziplist.com



In their own words: thoughts from my students.

“With the experience gained through this course, I cannot wait to try the recipes in my personal cookbook.”

“These are recipes that my family has made over the years to bring to family gatherings. I titled my cookbook-*Cooking Up Memories* because I have so many good memories in the kitchen with my family.”

SmartMusic: Transforming the way students practice

SmartMusic is award winning interactive music software that provides the ideal practice environment.

Students have unlimited access to the companion library for all skill levels.

Teachers create assignments.

Students practice with a computer.

Teachers track progress.

www.smartmusic.com



world's largest ac-